

SPANISH RECORDED MUSIC MARKET 2024

PROMUSICAE
Productores de Música de España

Supported by:



SPANISH RECORDED MUSIC MARKET 2024

DIGITAL MARKET

	Euros x 1000 (Retail Value)		
	2023	2024	% Change 23/24
Downloads	2,937	2,615	-10.93%
Mobile Products	2,024	1,753	-13.39%
Streaming (TOTAL)	398,579	450,172	12.94%
Audio Streaming	329,913	376,389	14.09%
Video Streaming	68,665	73,784	7.45%
TOTAL DIGITAL MARKET	403,540	454,541	12.64%

PHYSICAL MARKET

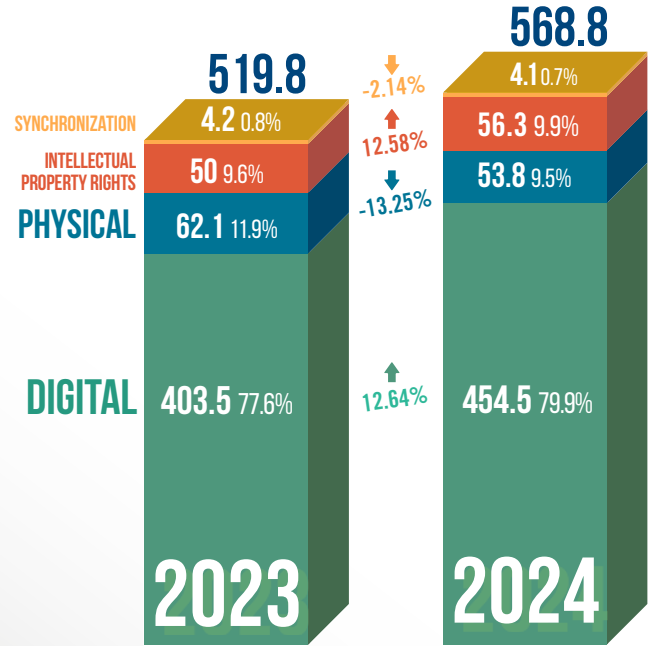
	Euros x 1000 (Retail Value)		
	2023	2024	% Change 23/24
Audio (TOTAL)	61,826	53,687	-13.16%
Vinyl	35,191	33,857	-3.8%
Compact Disc	26,377	19,668	-25.4%
Others	259	162	-37.3%
Video	238	155	-34.94%
TOTAL PHYSICAL MARKET	62,065	53,842	-13.25%

TOTAL PHYSICAL AND DIGITAL SALES	465,605	508,384	9.19%
INTELLECTUAL PROPERTY RIGHTS	50,020	56,311	12.58%
SYNCHRONIZATION	4,250	4,159	-2.14%
TOTAL MARKET	519,875	568,854	9.42%




TOTAL MILLION €

Figures in Retail Value except IP Rights and Synchro



DIGITAL MARKET EVOLUTION

Retail Value in million euros



↓ DOWNLOADS
-10.93%

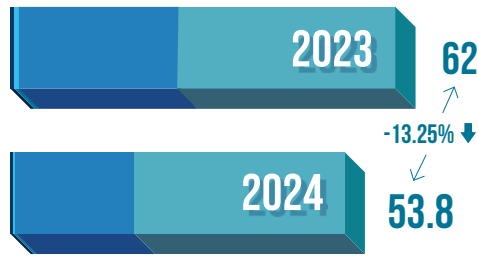
↓ MOBILE PRODUCTS & OTHERS
-13.39%

↑ AUDIO STREAMING
14.09%

↑ VIDEO STREAMING
7.45%

PHYSICAL MARKET EVOLUTION

Retail Value in million euros



↓ VIDEO
-34.94%

↓ AUDIO
-13.16%

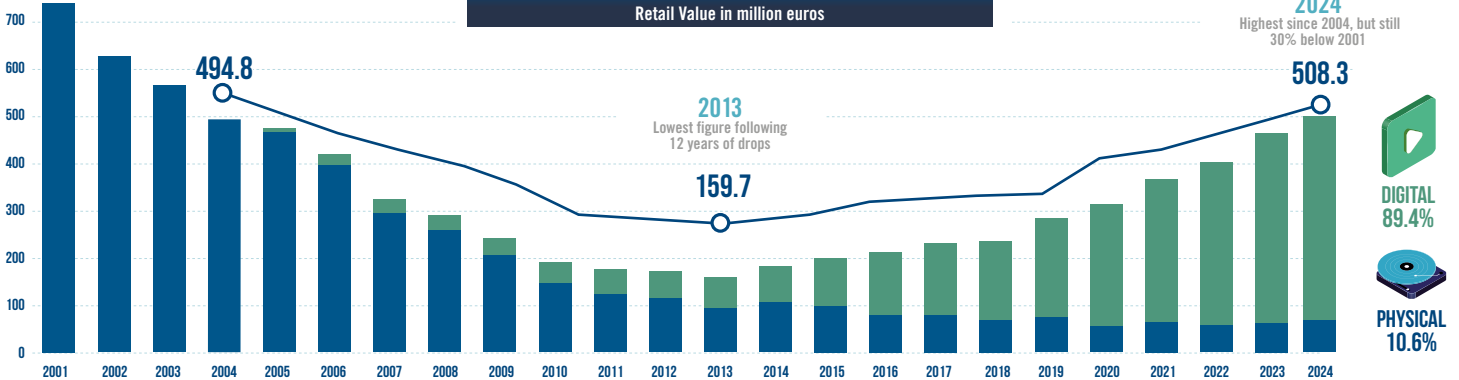
VINYL ↓
-3.8%

COMPACT DISC ↓
-25.4%

OTHERS ↓
-37.3%

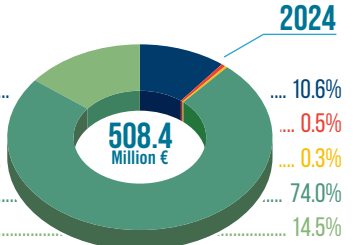
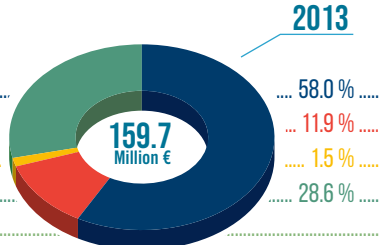
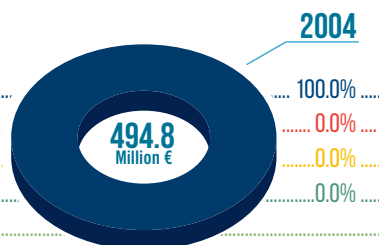
SALES EVOLUTION 2001-2024

Retail Value in million euros



SALES IN DETAIL

PHYSICAL MARKET	100.0%
PERMANENT AUDIO DOWNLOADS	0.0%
MOBILE PRODUCTS AND OTHER	0.0%
AUDIO STREAMING (2004 AND 2013 INCLUDE VIDEO)	0.0%
VIDEO STREAMING	0.0%



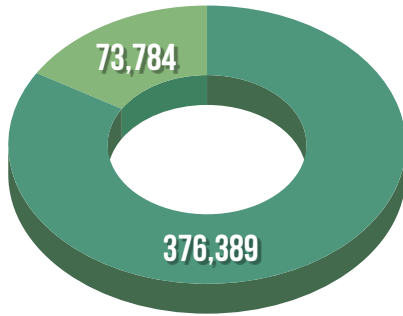
SPANISH RECORDED MUSIC MARKET 2024

STREAMING BREAKDOWN

Euros x 1000

16.4% VIDEO STREAMING

83.6% AUDIO STREAMING



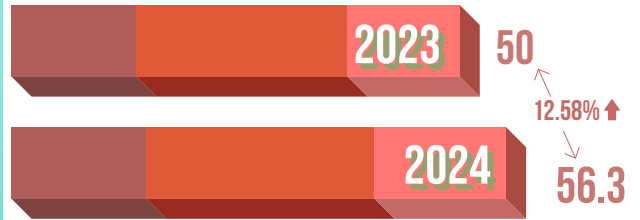
+6.8 MILLIONS
PREMIUM SUBSCRIPTIONS
+14% HIGHER THAN IN
2023

+20 MILLIONS
PEOPLE USE AUDIO
STREAMING
41% OF THE POPULATION

22.1 HOURS TIME
AVERAGE TIME
LISTENING TO MUSIC
EACH WEEK BY
SPANIARDS

INTELLECTUAL RIGHTS EVOLUTION

In Million euros



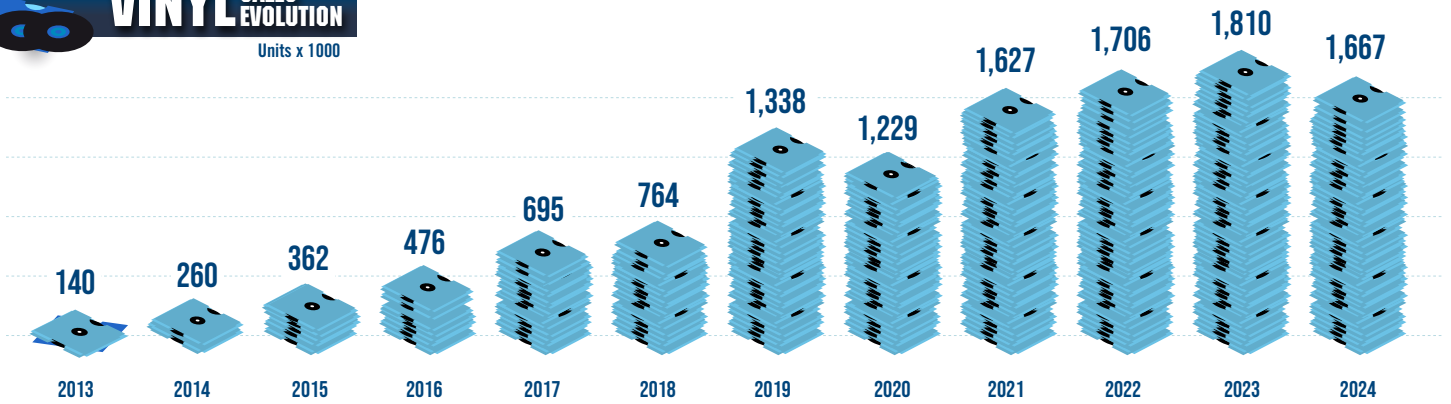
↑ BROADCASTING
10.48%

↑ PUBLIC PERFORMANCE
9.10%

↑ PRIVATE COPYING
22.43%

VINYL SALES EVOLUTION

Units x 1000



TOP 10 ALBUMS OFFICIAL MUSIC CHARTS SPAIN

#1	TAYLOR SWIFT THE TORTURED POETS DEPARTMENT	36 WKS	PLATINO
#2	KAROL G MAÑANA SERÁ BONITO	96 WKS	4 PLATINO
#3	QUEVEDO DONDE QUIERO ESTAR	101 WKS	5 PLATINO
#4	SAIKO SAKURA	35 WKS	PLATINO
#5	BAD BUNNY UN VERANO SIN TI	138 WKS	8 PLATINO
#6	BAD BUNNY NADIE SABE LO QUE VA A PASAR MAÑANA	63 WKS	2 PLATINO
#7	AITANA ALPHA	66 WKS	2 PLATINO
#8	ARDE BOGOTÁ COWBOYS DE LA A3	85 WKS	PLATINO
#9	QUEVEDO BUENAS NOCHES	5 WKS	ORO
#10	KAROL G MAÑANA SERÁ BONITO (BICHOTA SEASON)	72 WKS	PLATINO

TOP 10 SINGLES OFFICIAL MUSIC CHARTS SPAIN

#1	KAROL G SI ANTES TE HUBIERA CONOCIDO	27 WKS	8 PLATINO
#2	FEID / ATL JACOB LUNA	56 WKS	6 PLATINO
#3	GONZY X'CLUSIVO	49 WKS	5 PLATINO
#4	MYKE TOWERS LA FALDA	56 WKS	6 PLATINO
#5	RVSSIAN / RAUM ALEJANDRO / AYRA STARR SANTA	38 WKS	5 PLATINO
#6	ISABEL AAIÚN POTRA SALVAJE	32 WKS	4 PLATINO
#7	FLOYDMENOR / CRIS MJ GATA ONLY	45 WKS	4 PLATINO
#8	SAIKO / JC REYES / DEI V BADGYAL	35 WKS	4 PLATINO
#9	DELLAFUENTE / MORAD MANOS ROTAS	58 WKS	5 PLATINO
#10	MANUEL TURIZO LA BACHATA	134 WKS	18 PLATINO